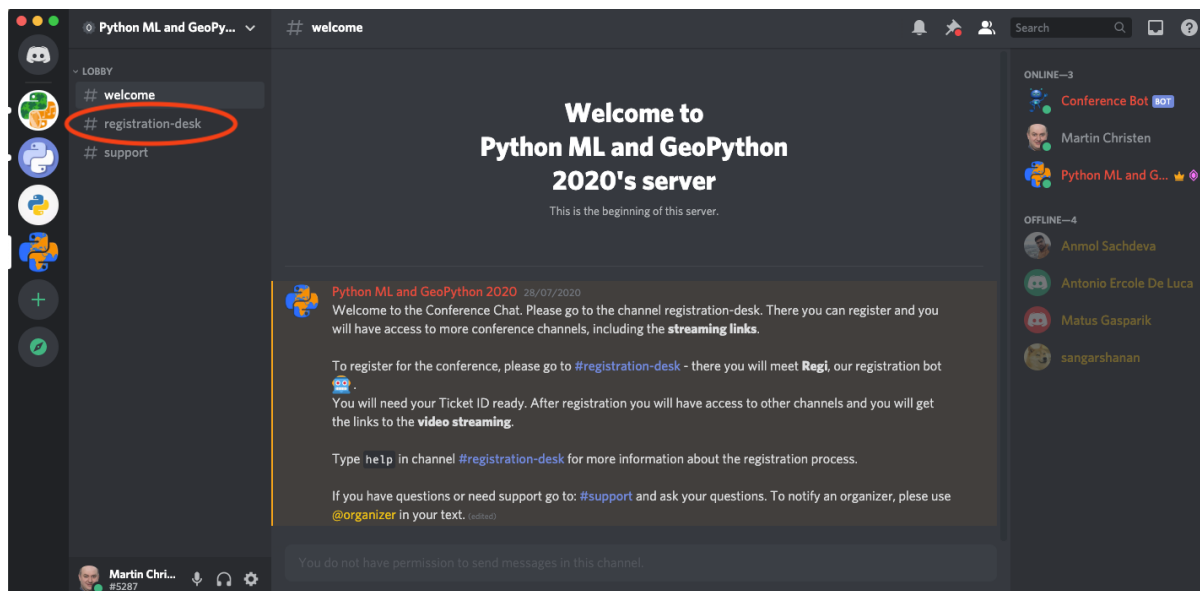


Registration GeoPython & Python Machine Learning 2020

Download and install Discord Chat: <https://discord.com/download>

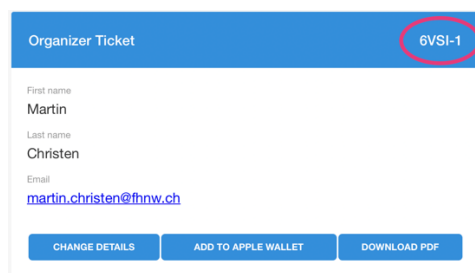
Join the conference group: <https://discord.gg/qhnK6Bp>

It should look like this:



Now go to the channel “registration desk” (top left).

In this channel you register using the Reference of your conference ticket. The reference number can be found in the email:



Make sure it to use the “-1” (or any other number), in the pdf of the receipt the number is not available. If you bought more than one ticket, your reference may end with -2, -3, -4 etc.

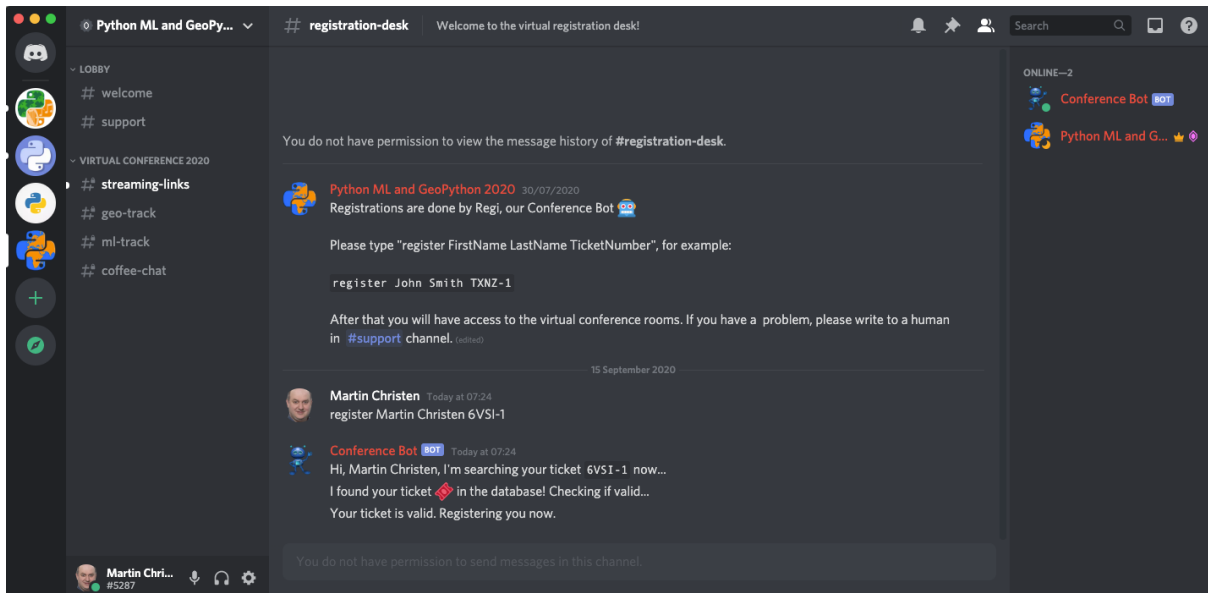
In the “registration desk” channel enter the following:

```
register firstname lastname reference
```

For the ticket above it would be:

```
register Martin Christen 6VSI-1
```

Make sure you spell your name the same way like on the ticket.
 If everything worked fine, you're registered:



If you have trouble send a message seek help in the “support” channel, or write an email to info@pybasel.ch

After registration will see more channels:

streaming-links	Here you find the Links to the live streams. If there are updates to the streams, come back here to see the latest links.
geo-track	The chat for the GeoPython 2020 track. Post questions, comments, links etc.
ml-track	The chat for the Machie Learning Track. Post questions, comments, links etc.
coffee-chat	Discussions during coffee breaks, including off topic discussions.
speakers	Only visible to speakers Enter this channel 15 minutes before your talk.

Live Streaming

Live Streaming is done on YouTube and over Zoom Webinar.
 Attendees can join either zoom or YouTube. Please note that asking questions to the speakers will only work using the zoom Q&A.

Speakers join zoom webinar. Before your talk join the “speakers” channel on discord so we can make you a “panelist”. This means you can share your webcam and your slides.